




THE MAKING OF A HORNER FLOOR BOYS & GIRLS EDITION

BECAUSE WE KNOW YOUR BIGGEST INVESTMENT IS YOUR ATHLETE.



The world leader in sports flooring since 1891

MAKING OF A HORNER FLOOR: BOYS & GIRLS CLUB EDITION



Horner Flooring is the oldest and longest-standing member of the Maple Flooring Manufacturers Association (MFMA), with maple sports flooring roots dating back to 1891 – the same year the game of basketball was invented by Dr. James Naismith.

FIND US ELSEWHERE



www.hornerflooring.com



@HornerFloor



<http://www.facebook.com/HornerFlooring>

TABLE OF CONTENTS

Boys & Girls Club.....	4
Preparations.....	5
Installation.....	7
Painting Lines & Logos.....	9
Questions.....	13

CHAPTER 1:

BOYS & GIRLS CLUB

The Boys and Girls Club "is a safe place to learn and grow – all while having fun. It is the place where great futures are started each and every day."

Horner Flooring enjoys working with non-profit organizations.




BOYS & GIRLS CLUB



CHAPTER 2:

PREPARATIONS



The hardwood flooring and the subfloor panels are unloaded inside the building in preparation for installation.

MAKING OF A HORNER FLOOR: BOYS & GIRLS CLUB EDITION

- Here is the before image of the Club – a synthetic floor
- The workers begin pulling the floor up to prepare for the installation of the new hardwood
- And it's out with the old!



CHAPTER 3:


INSTALLATION



The subfloor panels are in position and the hardwood strips are being installed



MAKING OF A HORNER FLOOR: BOYS & GIRLS CLUB EDITION



Here's a panorama of the progress of the entire floor.

Here's an image of the installed and uninstalled hardwood.



CHAPTER 4:

PAINTING LINES AND LOGOS



The hardwood is installed and game lines are taped to begin painting.

The logos are also taped off in preparation.




MAKING OF A HORNER FLOOR: BOYS & GIRLS CLUB EDITION



The painting process begins. Because of the tape that was put in place, the paint can be quickly applied using the correct colors for the logos and lines.





Here's a look at the finished, painted logos.



The tape is peeled off carefully, revealing a sharp paint line.



MAKING OF A HORNER FLOOR: BOYS & GIRLS CLUB EDITION

Here's a look at the finished hardwood floor.

For more photos of Horner Floors and Installations and for more information about Horner's flooring systems, check out Horner's website at hornerflooring.com.

